

Access in crisis

Dr Guy Undrill

²gether NHS Foundation Trust

History part 1: long term trends

De-institutionalisation and the reduction of bed numbers

1955: 150,000

1998: 32,800

2012: 22,300

2015: 19,060

What's the right number of beds? (1)

- 104% bed occupancy average
- 91% operating at more than 85% occupancy
- travelling out of area: 1301 in 2011/12 to 3024 in 2013/14.

What's the right number of beds? (2)

- 16% of inpatients could be managed elsewhere
- 56% of inpatient consultants think they have enough beds (2015)
- the bed crisis is an output problem

History part 2: the 1999 NSF

50 early intervention teams

335 crisis teams

220 assertive outreach teams...

...at the same time as a huge expansion in staff

History part 2: the 1999 NSF

CMHT

CAMHS

LD

Old age

Drug &
alcohol

History part 2: the 1999 NSF

Eating
disorders

AO

Liaison

Recovery

Crisis

CJ
Liaison

PMHS

EI

IAPT

PTT

CAMHS

LD

Old age

Drug &
alcohol

History part 2: the 1999 NSF

Eating
disorders

AO

Liaison

Recovery

Crisis

CJ
Liaison

PMS

EI

IAPT

PTT

CAMHS

LD

Old age

Drug &
alcohol

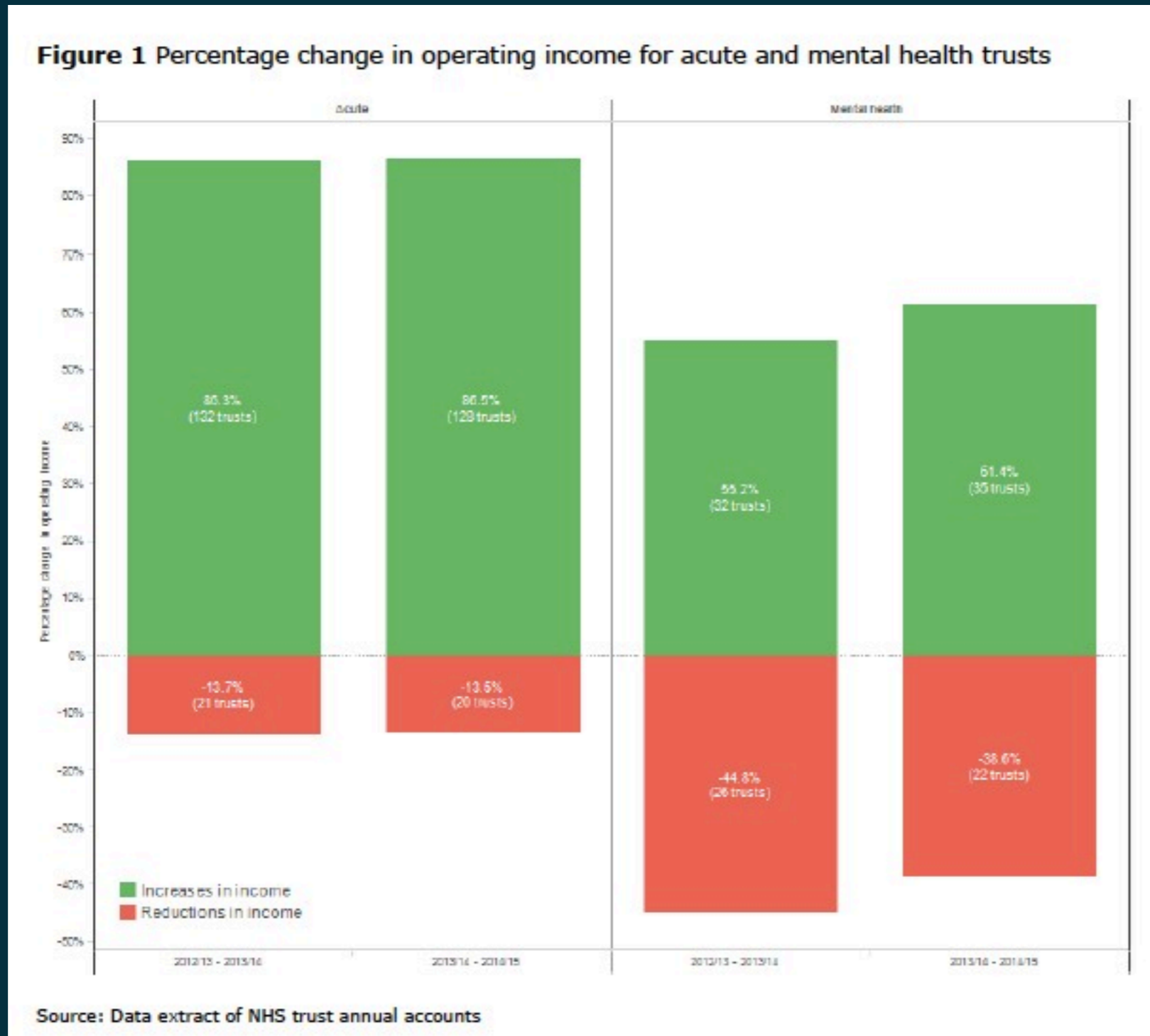
Economics part 1: chronic underfunding

23% of the illness burden
13% of expenditure

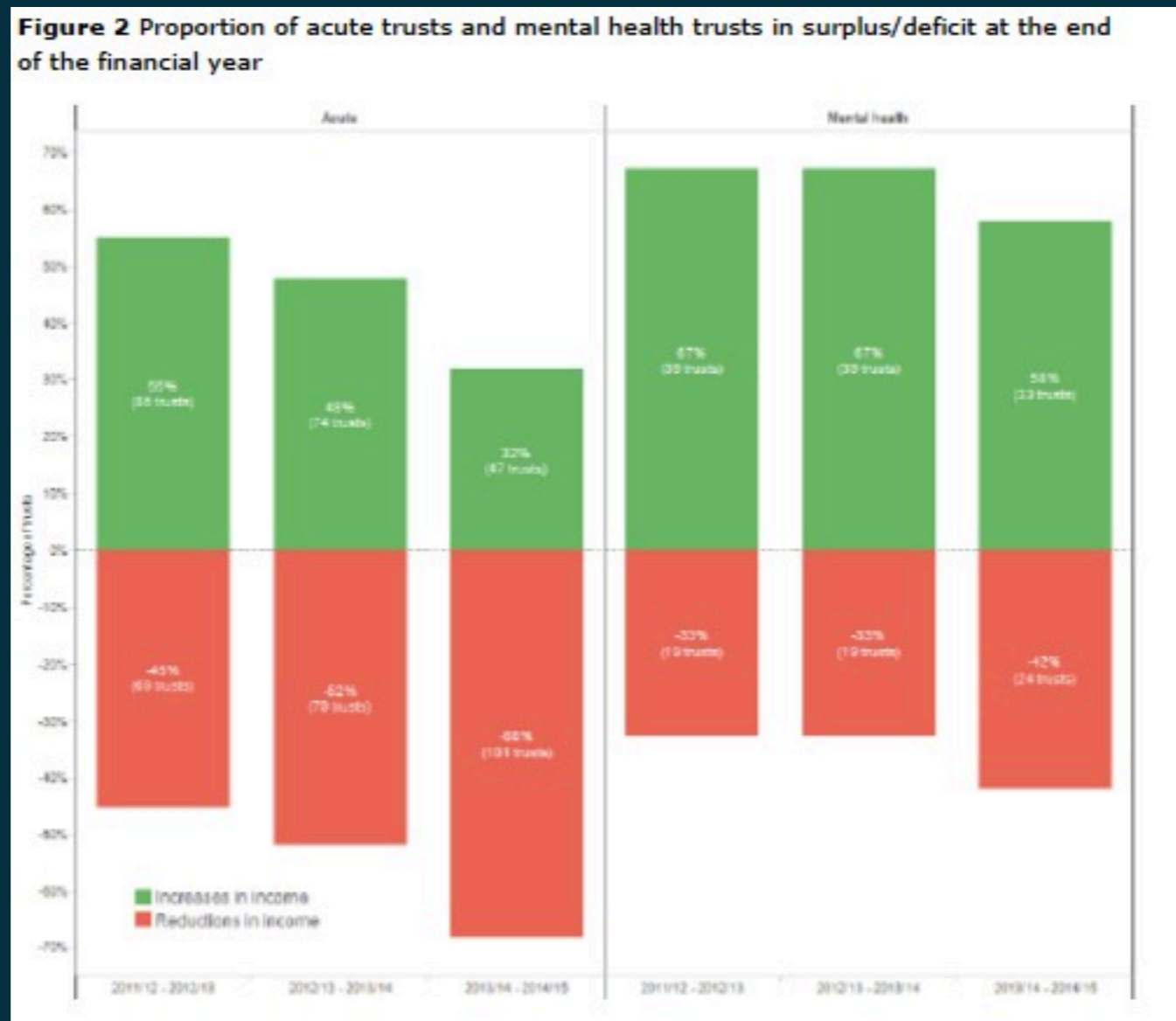
How Mental Illness loses out in the NHS (2012)

The Centre for Economic Performance's Mental Health Policy Group

Economic part 2: chronic underfunding + bigger cuts



Economics part 3: chronic underfunding +bigger cuts +cutting front line services



The crisis care concordat (2014)

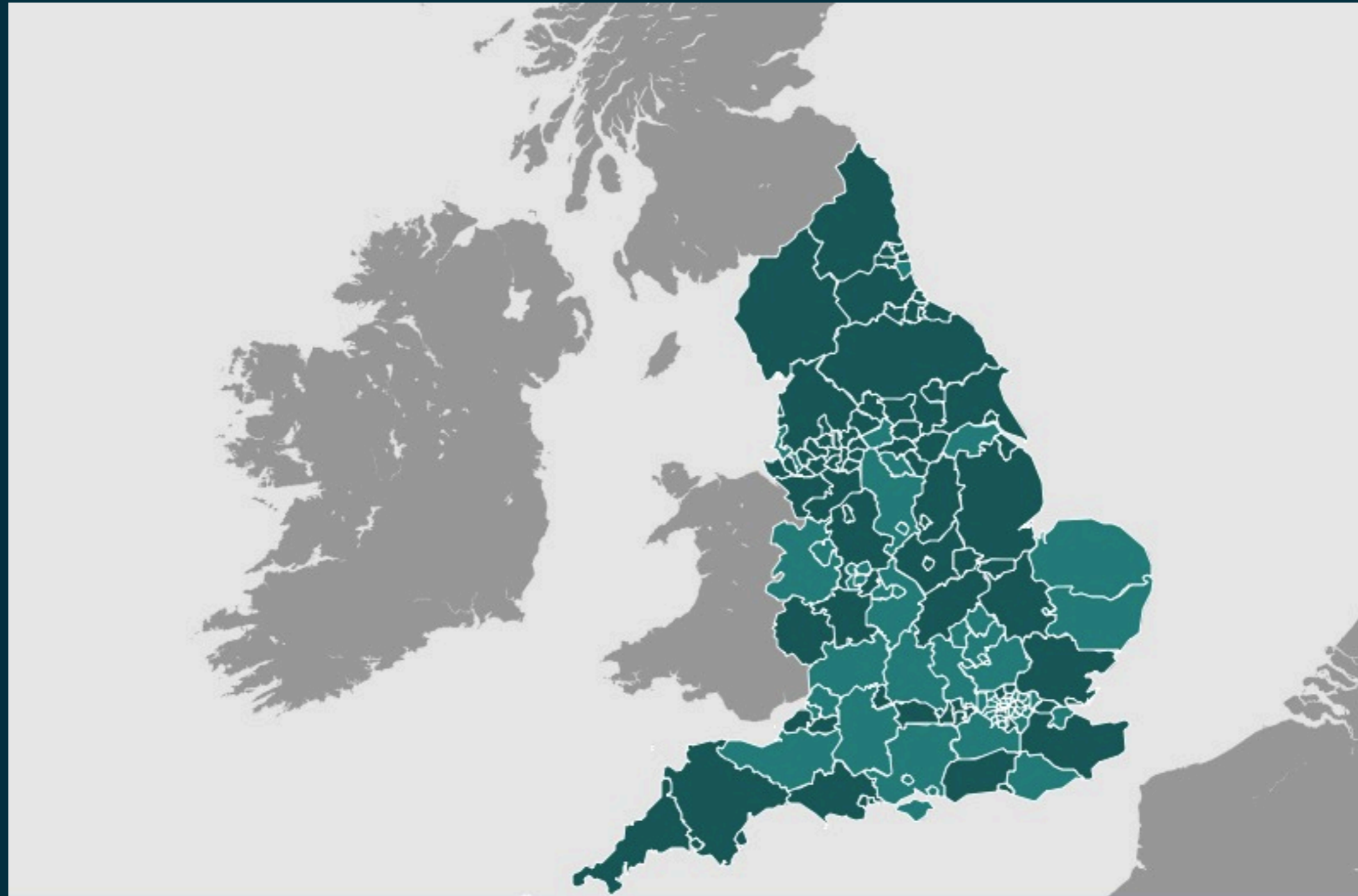
A joint statement

Getting help to people promptly

Linking services

Early intervention

The crisis care concordat (2014)



The crisis care concordat (2014)

A: Access to support before crisis point

The crisis care concordat (2014)

A: Access to support before crisis point

B: Urgent and emergency access to crisis care

The crisis care concordat (2014)

A: Access to support before crisis point

B: Urgent and emergency access to crisis care

C: Quality of treatment and care when in crisis

The crisis care concordat (2014)

A: Access to support before crisis point

B: Urgent and emergency access to crisis care

C: Quality of treatment and care when in crisis

D: Recovery and staying well; preventing future crises

Eating
disorders

AO

Liaison

Recovery

Crisis

CJ
Liaison

PMS

EI

IAPT

PTT

CAMHS

LD

Old age

Drug &
alcohol

Social services

Housing

Voluntary sector

Police

Eating disorders

AO

Liaison

EI

Recovery

Crisis

CJ
Liaison

PMS

EI

IAPT

PTT

CAMHS

LD

Old age

Drug &
alcohol

Social services

Housing

Voluntary sector

Police

Eating disorders

AO

Liaison

EI

Recovery

Crisis

CJ
Liaison

PMS

EI

IAPT

PTT

CAMHS

LD

Old age

Drug &
alcohol

 guyundrill.com

 guyundrill@nhs.net

 [@guyundrill](https://twitter.com/guyundrill)